
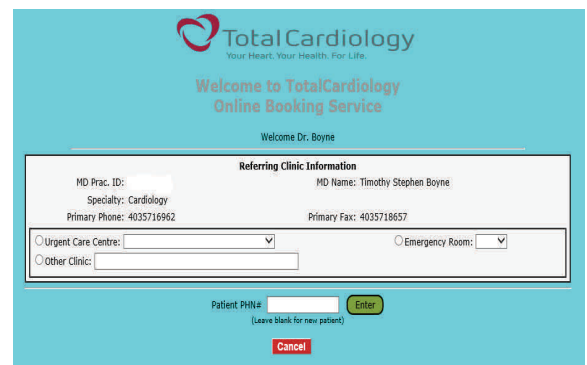


1. Access our online booking website at **www.totalcardiology.ca**
2. Enter PRAC ID and captcha characters and click 'LOGIN'

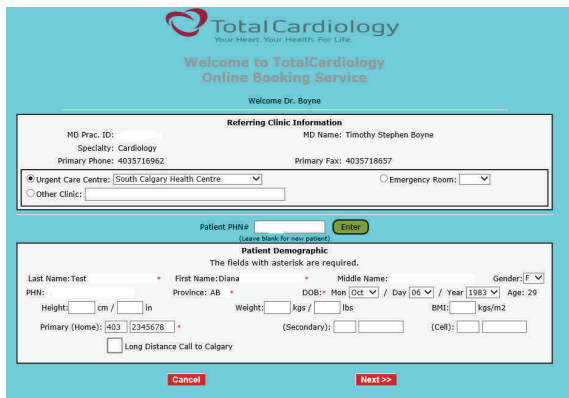


**If Physician PRAC ID is not registered, please call: 403 571 8640 to get set-up!**

3. Please choose referring physician's location
4. Enter the Patient's Health Care Number (PHN) or leave blank if not available and click 'Enter'

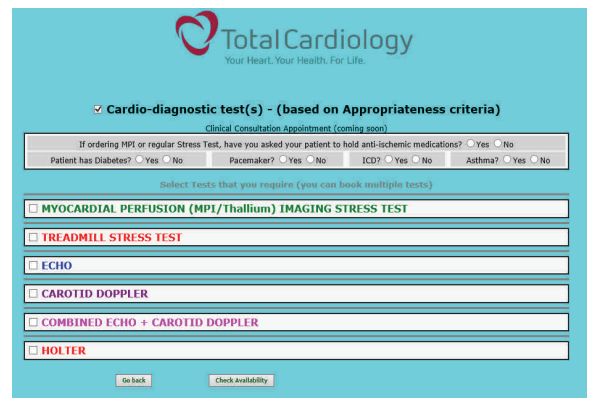


5. Complete required fields (\*) and click 'Next'



**Ensure required fields (\*) are completed under Patient Demographic**

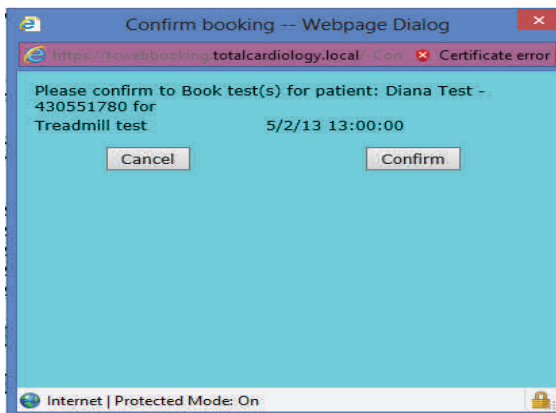
6. Select Cardio-Diagnostic test (s) for single or multiple test bookings



**PLEASE NOTE: once booking process begins you will have 10 minutes to complete**

7. Select applicable criteria or 'Indication for Study' for each test
8. Choose '**Check Availability**' if want next available date and time. Or choose your own date in the date box and click on '**Check Availability**'
9. Once test is selected click "**Book now**"

10. If appointment date and time is correct, click 'Confirm' to secure booking. A copy of this requisition will automatically be received by TotalCardiology



11. On the last page, you can click on the green buttons to do the following:

- Print this summary sheet with type of test, date, time and map to give to patient (recommended)
- Print a copy of the requisition for your patient chart (recommended)
- Print test preparation pamphlet(s) for your patient (recommended)
- Click appropriate button to book another patient or Finish and Exit

